VESTEL
MOBILITY

Data sheet

DC Spica 80
DC Spica L 160

DC Spica offers power of compact efficiency

Maximize your space without compromising on performance; our ultra-compact DC charger delivers up to 80 kW or 160 kW power with L variant, making it the perfect fit for high-traffic urban environments

VESTEL Company. All rights reserved.
Passing on and copying of this document, use and communication of its contents not permitted without written permission from VESTEL

www.vestelmobility.com

Highlights

Version: 02/2026

- 80 kW / 160 kW DC charging with double outlet
- Easy installation and service
- Online via cellular, Wi-Fi and Ethernet
- Remote and local load management via Modbus or OCPP
- German Calibration Law Compliant
- Vandal-proof metal body
- Interaction via buttons and 7” Display
- Ready for AutoCharge and ISO15118-2 Plug&Charge



Highlights

Version: 02/2026

Double the Reach, Half the Footprint

Designed for versatility, our dual-outlet system provides seamless charging for two vehicles simultaneously—ideal for malls, hotels, and parking hubs looking to optimize their EV infrastructure

Seamless User Experience at Every Step

Empower your customers with a crystal-clear 7-inch interface and an optional integrated POS terminal, offering effortless navigation and flexible payment options for a premium charging journey.

Plug, Charge, and Go!

By integrating advanced ISO 15118-2 Plug&Charge and AutoCharge protocols, we eliminate manual hurdles. Our chargers ensure effortless authorization and full compliance with European standards, providing a truly 'plug & play' experience at any destination.

Highlights

Version: 02/2026

General information

Charging Mode	DC, Mode 4
Number of charging points	2 outlet
Charging Connector	CCS2 cable
Cable Length	3.5m, 4.5m or 6m cable length options
Authorization	Free mode, RFID, AutoCharge, ISO15118-2 Plug&Charge, OCPP
Measurement	MID DC Meter (Optional)

Mechanical Details

Mounting Type	Base Mounted
Enclosure Material	Sheet Metal with Powder Coating
Dimensions (HxWxD)	"DC Spica :1500.0 mm (H) x 684.0 mm (W) x 331.0 mm (D) DC Spica L: 1500.0 mm (H) x 684.0 mm (W) x 560.0 mm (D)"
Weight	"DC Spica: 180 kg DC Spica L: 220 kg"

Electrical Data

Max. Output Power	"DC Spica: 80 kW DC Spica L: 160 kW"
Input Rating	"400 Vac ±10 % , 50 Hz DC Spica: 125A per phase DC Spica L: 250A per phase"
Output Voltage	200-920V
Output Current	"DC Spica: max. 266A DC Spica L: max. 500A"
Power Factor, Efficiency	> 0.98, > 95 %
Earthing System	3L+N+PE (TN, TT)
IEC Protection Class	Class I
Internal Protections	RCBO Type-A for internal SELV circuit, Insulation monitoring for DC outputs , Over current / Over voltage / Under voltage / Short circuit / Over Temperature / Surge Protection (Type-1, Type-2)
Other Safety Features	Emergency Stop button (optional), Tilt sensor, Door Switches
Power Sharing	"DC Spica : Dynamic power allocation with 40 kW steps between sockets DC Spica L: Dynamic power allocation with 80 kW steps between sockets"

Highlights

Version: 02/2026

Connectivity

Communication interface to IT backend	OCPP 1.6 J, OCPP 2.0.1 (via OTA Update)
Protocols for communication with IT backend	"Ethernet WLAN 802.11ac GSM 900/1800 UMTS 900/2100 LTE Band 1/3/7/8/20/28A"
Authentication methods	"RFID (ISO-14443A/B and ISO-15693) AutoCharge using MAC ISO 15118-2 Plug&Charge Contactless Credit Card Reader with PIN on Glass (Optional)"
User Interface	Illuminated buttons
Display	7" Color TFT LCD without Touch Screen (16:9)

Certification

IP protection class	IP55
Impact resistance	IK10
Approvals	CE, RoHS, REACH, GPSD, WEEE, Eichrecht
Standards	IEC 61851-1:2017, IEC 61851-23 Part 23, IEC 61851-24 Part 24, IEC 62368-1:2014, IEC 60950-22:2016, IEC 60529-1:1989, IEC 61439-7: 2018, IEC 61851-21-2, EN 60068-2-1, EN 60068-2-14, EN 60068-2-2, EN 60068-2-3, IEC 61000-4-5, IEC 61000-4-11, IEC 61000-4-2, VES 30 431, VES 30 404, VES 30 422, VES 30 407, VES 30 439, EN 60068-2-6

Environmental conditions

Environmental operating temperature	-35˚C to + 55 ˚C (Derating is applied over + 40 ˚C)
Humidity	5 % - 95% (Relative humidity, non-condensing)
Cooling	Forced Air Cooling Fan
Areas of use	Internal & External areas
Operating altitude above sea level	0 - 2000m

Highlights

Version: 02/2026

Technical drawing

DC Spica L

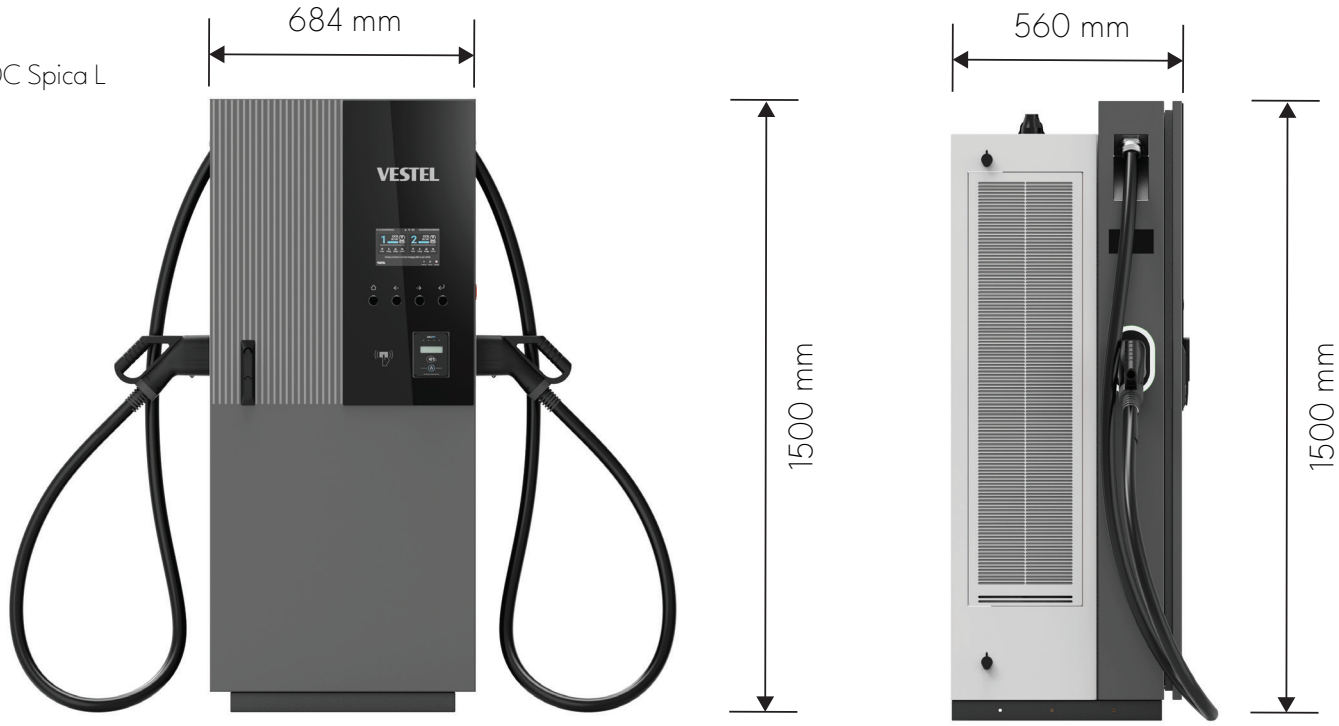

DC Spica

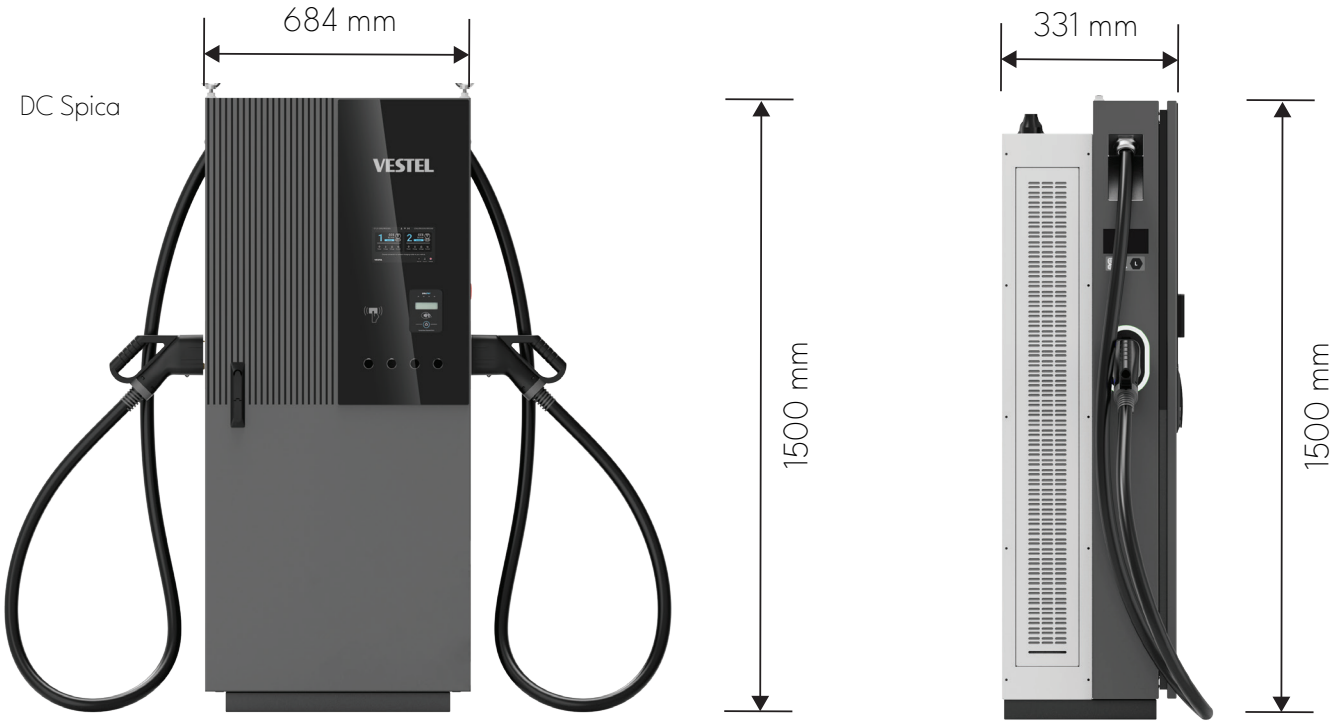

Notes

Notes